


# Progress® EMC powerCONNECT.

Direct connection for high leakage currents.

For professional cable entries.



**AGRO**  
... your quality-connection



# Progress® EMC powerCONNECT.

## Direct connection for high leakage currents.

Progress® EMC powerCONNECT, with its new, advanced compression sleeve, ensures reliable 360° shield contact in a very compact unit. The direct transfer from the shielding to the cable gland's lower part ensures extremely low transfer resistance.

### 1 Low transfer resistance

As a result of the direct contact between the cable's shielding and the cable gland's cone, transfer resistance is very low.

### 2 High leakage currents

Lasting high contact pressure, which results from the fixed compression sleeve and the complete tightening of the middle piece, maximises grounding of leakage currents, the extent of which is limited only by the shield's cross-sectional area.

### 3 Special middle piece

The complete tightening of the middle piece clamps the shield braid properly without mechanically loading the cable's electricity-transmitting wires.

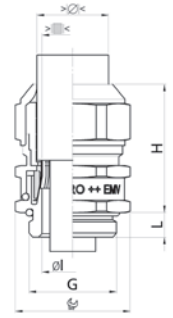
### 4 High flexibility

Excellent sealing performance with high flexibility. The two-part sealing inserts facilitate a large spectrum in the clamping range at a particular protection class (IP 68 / IP 69K).

### 5 Diverse entry threads

Progress® EMC powerCONNECT cable glands can be supplied with short or long entry threads. Metric or PG threads facilitate installation in threaded holes or with EMC locknuts.

Material:	Nickel-plated brass
Sealing insert:	TPE
O-Ring:	NBR
Strain relief:	Version A acc. to EN 62444
Temperature range:	-60°C / +100°C
Protection class:	IP 68 ( 10 bar)
Further protection:	IP 69K
Properties:	For high leakage currents, concentric 360° shield contact with very low contact resistance and transfer impedance. Very low height.



Two-piece sealing insert  
not overall length insulated

G	> < < min mm	> < < max mm	> < < min mm	> < < max mm	> < < max mm	<math>\varnothing</math> max mm	<math>\varnothing</math> max mm	H mm	L mm	i info	Art.-No.	
M16x1.5	6.0	8.0	8.0	10.5	9.3	8.2	18	28	5	2	1084.17	25
M20x1.5	8.0	11.0	11.0	15.0	13.4	11.9	24	32	6	2	1084.20	25
M25x1.5	12.5	16.0	16.0	20.5	18.7	17.6	30	36.5	7	2	1084.25	25
M32x1.5	17.0	21.0	21.0	25.5	23.8	22.1	36	38.5	8	2	1084.32	25
M40x1.5	24.0	28.5	28.5	33.0	30.4	29.5	46	42	8	2	1084.40	10
M50x1.5	33.0	37.0	37.0	42.0	38.7	37.7	55	44.5	9	2	1084.50	10
M63x1.5	40.0	46.0	46.0	52.0	48.6	46.6	70	49	10	2	1084.63	5
M75x1.5	50.0	56.0	56.0	63.0	59.7	57.9	80	51	11	2	1084.75	1
M80x2.0	-	-	58.0	65.0	62.0	59.8	95	58	12	1+2	1084.80.650	1
M85x2.0	-	-	63.0	70.0	67.0	64.7	95	58	12	1+2	1084.85.700	1

1 = one-piece sealing insert

2 = Certifications in progress

**Available upon request:**

With sealing inserts in conformity with EN 45545. When placing an order or an inquiry, prefix the article number by the capital F.

Stainless steel A2 and A4

Pg and NPT entry threads



Two-piece sealing insert  
not overall length insulated

G	> < < min mm	> < < max mm	> < < min mm	> < < max mm	> < < max mm	<math>\varnothing</math> max mm	<math>\varnothing</math> max mm	H mm	L mm	i info	Art.-No.	
M16x1.5	6.0	8.0	8.0	10.5	9.3	8.2	18	28	10	2	1184.17	25
M20x1.5	8.0	11.0	11.0	15.0	13.4	11.9	24	32	10	2	1184.20	25
M25x1.5	12.5	16.0	16.0	20.5	18.7	17.6	30	36.5	11	2	1184.25	25
M32x1.5	17.0	21.0	21.0	25.5	23.8	22.1	36	38.5	13	2	1184.32	25
M40x1.5	24.0	28.5	28.5	33.0	30.4	29.5	46	42	13	2	1184.40	10
M50x1.5	33.0	37.0	37.0	42.0	38.7	37.7	55	44.5	14	2	1184.50	10
M63x1.5	40.0	46.0	46.0	52.0	48.6	46.6	70	49	14	2	1184.63	5
M75x1.5	50.0	56.0	56.0	63.0	59.7	57.9	80	51	15	2	1184.75	1
M80x2.0	-	-	58.0	65.0	62.0	59.8	95	58	18	1+2	1184.80.650	1
M85x2.0	-	-	63.0	70.0	67.0	64.7	95	58	18	1+2	1184.85.700	1

1 = one-piece sealing insert

2 = Certifications in progress

**Available upon request:**

With sealing inserts in conformity with EN 45545. When placing an order or an inquiry, prefix the article number by the capital F.

Stainless steel A2 and A4


Pg and NPT entry threads

>|<|<  
max mm = maximum shield diameter

<math>\varnothing</math>  
max mm = maximal diameter of lower gland part



# Systems and solutions for professional EMC cable entries.



## Progress® EMC Progress® EMC, nickel-plated brass.


Progress EMC cable glands made of brass and with the time-proven contact sleeve make 360° contact with braided shield which terminates at the cable gland. The decisive edge geometry of the contact sleeve prevents any shearing of the braided shield.

### 1 Low contact resistance

The immense 360° contact surface ensures low contact resistance.

### 2 Permanent contact pressure

The interlocking “sealing insert/contact sleeve” combination ensures permanent contact pressure of the braided shield against the lower part.



## Progress® EMC Rapid, nickel-plated brass.


The screw connection with two contact options. An integrated contact disc allows for easy and fast contact to the shield of partially stripped cables as well as of fully stripped cables which shields are being extended.

### 1 Low contact resistance

The flexible tongues on the contact disc, with their large surface area, maximise the gripping surface on the braided shield.

### 2 Flexible terminating methods

If a 360° contact is required, the contact disc can be extruded and the trimmed shield can be connected to the contact bushing.



## Progress® EMC Series 85, nickel-plated brass.


Cable glands Progress® EMC Series 85 made of brass provide an especially low-impedance connection between the braided shield and the metal housing and a safe cable routing.

### 1 Optimal shield contact

The connector piece, which is secured with the help of large wrenching surfaces, enables perfect contact of the braided shield by means of a collet chuck with segments that slide together around 360°. The copper tap grants equal transmission of the compression power.

### 2 Highest leakage currents

The massive collet guarantees a concentric, low-impedance screened tap connection and handles leakage currents of up to 1,600 A continuous – and short term to 3 kA.



## Progress® EMC easyCONNECT

The cable gland Progress® EMC easyCONNECT guarantees full control during installation and compensates for tolerances in shielding thicknesses to make a secure screened tap connection. The spring system provides for a very good contact of partially stripped shielding cables equally as well as for the contact of completely exposed cable shields which can be routed further.

### 1 Immediately recognisable

Thanks to the marking on the bottom section, the Progress® EMC easyCONNECT can be immediately identified by its EMC imprinting all around.

### 2 Optimal shield contact

The powerful, protective clamping of the cable shield guarantees excellent shield contact and provides for the smallest possible transfer impedance. The shape of the contact spring not only allows for a large clamping range to the shield nut also for easy disassembly without damaging the EMC braid.

## Technical information and advice

Please find additional information about products, system solutions and communication media on our website:

[www.agro.ch](http://www.agro.ch).

For additional questions or information our technical staff will be available and would be pleased to talk with you.

AGRO phone: +41(0) 62 889 47 47 | AGRO eMail: [info@agro.ch](mailto:info@agro.ch)



assembly movie